



BOSCH

Invented for life



Kliklok C80

Wraparound Sleever Entry Level Wraparound Slewing

The Kliklok C80 wraparound sleever is designed to accommodate the sleeving of meal trays, tubs, and pots, either individually or in a variety of multi-pack configurations, such as single-row, double-row and stacked. Carton blanks are placed above collated tubs or trays and folded around the product(s) to form the final package. The C80 has been developed to handle a wide range of different products and carton styles and shapes, including full, economy, watch strap style, gusseted and other carton profiles.

Easy operation with Insight® touchscreen HMI

The industry-leading 4" Insight® color graphic touchscreen HMI is intuitive and features recipe-based programming that reduces operator error and ensures consistent performance regardless of shift or operator skill.

Proven reciprocating carton feeder

Kliklok's extremely reliable continuous-motion reciprocating feeder arm precisely places carton blanks in a 'vertical dropoff position' and onto the carton forwarding conveyor above the products.

Pneumatic gate infeed

The C80 features a simple pneumatic gate infeed with a 4-foot product infeed conveyor, a well-proven, reliable infeed timing mechanism that provides maximum efficiency with minimum waste.

Quick and repeatable size changes

Recipe-based programming and simple mechanical hand wheels with digital counters make three-dimensional size changes easy, quick and repeatable.

Open, cantilevered design for easy access

The unique open design of the C80 provides high visibility, easy accessibility, and superior sanitary construction. Simply lifting the hinged safety doors provides total access for maintenance.

Key Features

- ▶ Speeds up to 80 cpm
- ▶ Gated infeed product timing
- ▶ Easy-to-use touchscreen HMI
- ▶ Wraparound sleeving conserves paper, energy and consumables costs
- ▶ Lock or glue closure

Packaging System Structure

Primary Packaging

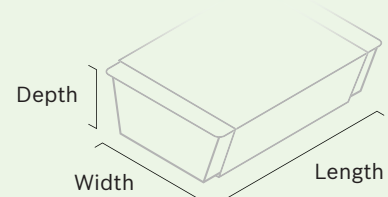
Product Handling

Secondary Packaging

Kliklok C80 Wraparound Sleever

Technical Specifications

Performance		Size Range	Minimum	Maximum
Production Speed	Variable to 80 cpm	Length (carton)	63 mm (2.50")	270 mm (10.62")
Actual speed depends upon machine configuration and carton size and style. Ask Kliklok about meeting higher speed requirements.		Width (carton)	203 mm (8.00")	500 mm (19.62")
		Length (product)	63 mm (2.50")	270 mm (10.62")
Operating Requirements		Width (product)	38 mm (1.50")	254 mm (10.00")
Power Consumption	6.5 kVA	Depth (product)	19 mm (.75")	127 mm (5.00")
Air	10 liters/min (.35 cfm)	An individual carton combining multiple minimum or maximum dimensions may not be compatible with the standard system.		
	4 bar (60 psi)			
Construction				
Stainless steel construction with clear polycarbonate guards. Chains, pulleys and sprockets are nickel-plated.				
Shipping Weight	2000 kg (4400 lb)			

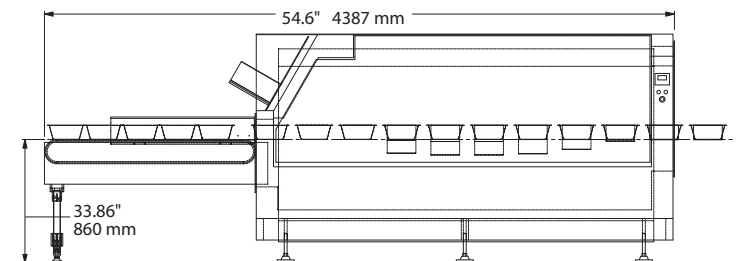
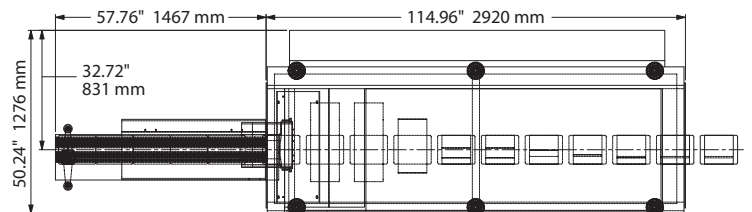


Standard Features

- ▶ 12" pitch
- ▶ Allen-Bradley 4" Insight® color touchscreen HMI
- ▶ Quick size change with digital size change adjusters
- ▶ Gated infeed
- ▶ Nordson glue jet system
- ▶ Stainless steel frame
- ▶ Reciprocating carton feeder
- ▶ Product infeed conveyor
- ▶ Cantilevered design
- ▶ Driven outfeed belts

Optional Features

- ▶ Washdown sanitation specifications
- ▶ Powered carton hopper
- ▶ Lock closure
- ▶ Opposite-hand version
- ▶ Smartbelt infeed option
- ▶ Central lubrication system



Bosch Packaging Technology

boschpackaging.com

Kliklok-Woodman 5224 Snapfinger Woods Drive, Decatur, GA 30035
USA +1 770-981-5200 kliklokwoodman.com

Kliklok International Western Drive, Hengrove Park Estate,
Bristol, BS14 0AY UK +44 1275 836131 kliklok-int.com